

800 SERIES

TELESCOPIC BOOM LIFTS



Performance

Platform Height—Elevated		
800S	80 ft	24.38 m
860SJ	86 ft	26.21 m
Horizontal Outreach		
800S	71 ft	21.64 m
860SJ	75 ft	22.86 m
Swing	360° Continuous	
Platform Capacity—		
Restricted (800S)	1,000 lb	454 kg
Restricted (860SJ)	750 lb	340 kg
Platform Capacity—		
Unrestricted	500 lb	227 kg
Platform Rotator	180° Hydraulic	
Jib Range of Articulation		
860SJ	130°	+70, -60
Weight ¹		
800S	33,030 lb	14,982 kg
860SJ	36,230 lb	16,433 kg
Max. Ground Bearing Pressure		
800S	72 psi	5.06 kg/cm ²
860SJ	81 psi	5.69 kg/cm ²
Drive Speed 2WD	3.5 mph	5.6 kmph
Drive Speed 4WD	3.5 mph	5.6 kmph
Gradeability 2WD	25%	
Gradeability 4WD	45%	
Turning Radius		
Inside	12 ft 6 in.	3.8 m
Outside	19 ft 8 in.	6.02 m

1. Certain options or country standards will increase weight.

Standard Specifications

Engine

Dual Fuel Engine, Ford MSG425-DF	84 hp	62.6 kW
Diesel Engine, Deutz TD2.9L4 Tier 4 Final	67 hp	50 kW
Fuel Tank Capacity	31 gal	117.3 L

Hydraulic Reservoir

Capacity	48 gal	181.7 L
Pump	Fixed Displacement Gear	

Tires

15.625 Pneumatic



Standard Features

- Hydrostatic Drive
- Dual-Rated Capacities
- Oscillating Axle
- Hydraulic Platform Rotator
- Swing-Out Engine Tray
- 12V DC Auxiliary Power
- Fuel Gauge
- All Motion Alarm
- Gull-Wing Hoods
- Operators Tool Tray
- Lifting/Tie Down Lugs
- 6 ft (1.83 m) Articulating Jib (860SJ Only)
- Platform: 36 x 96 in. (0.91 x 2.44 m) Side Entry
- Glow Plugs (Diesel Engines)
- 110V AC Receptacle in the Platform
- 5 Degree Tilt Alarm/Indicator Light
- Hourmeter
- Control ADE® System
- Proportional Controls
- 15-625 Rim Protector Lug Tread Tires
- Platform Console Machine Status Light Panel*
- Engine Distress Warning/Shutdown—Selectable via JLG Analyzer

* Provides indicator lights at platform control console for system distress, fuel level, low fuel, 5 degree tilt light and foot switch status.

Accessories & Options

- Mesh to Top Rail
- Light Package¹
- Soft-Touch System
- 15-625 Foam Filled Tires
- Catalytic Muffler
- Hostile Environment Kit³
- Tow Package
- Platform Worklights
- Platform: 36 x 72 in. (0.91 x 1.83 m)
- Fall Arrest Platform (Requires Foam Filled Tires)
- Flashing Amber Beacon
- 18-625 Foam Filled Tires
- Cold Weather Start Kit²
- Arctic Package⁴
- Special Hydraulic Oils (Consult Factory)
- Accessory Packages:
 - SkyWelder®
 - SkyGlazier®
 - Nite Bright®
 - SkyCutter®
 - Pipe Rack
 - SkyAir®
 - SkyPower®

1. Includes platform mounted work lights and drive/backup lights.

2. Engine block heater, battery heater and oil tank heater.

3. Includes console cover, boom wipers and cylinder bellows.

4. Includes arctic hydraulic hoses (drive and steer only and main boom cable, arctic hydraulic oil, extreme cold engine oil, anti-freeze)

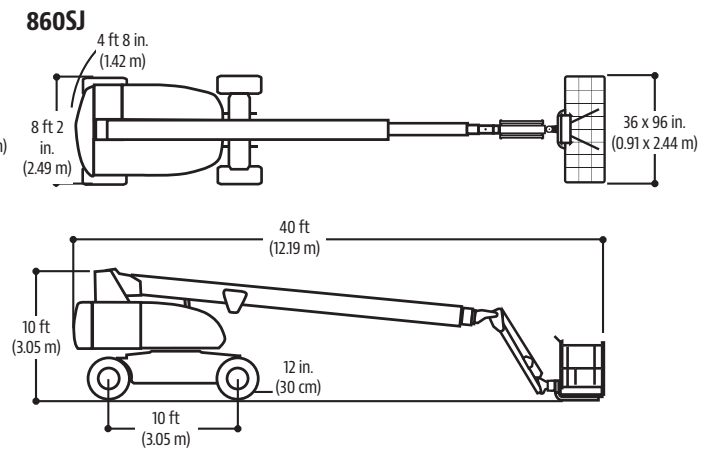
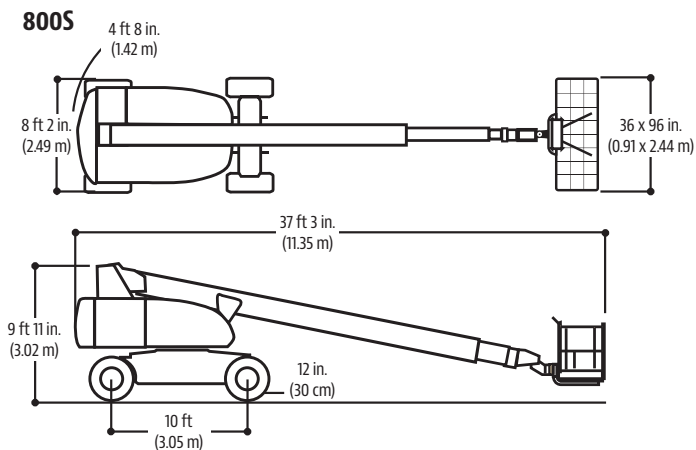
800 SERIES

TELESCOPIC BOOM LIFTS

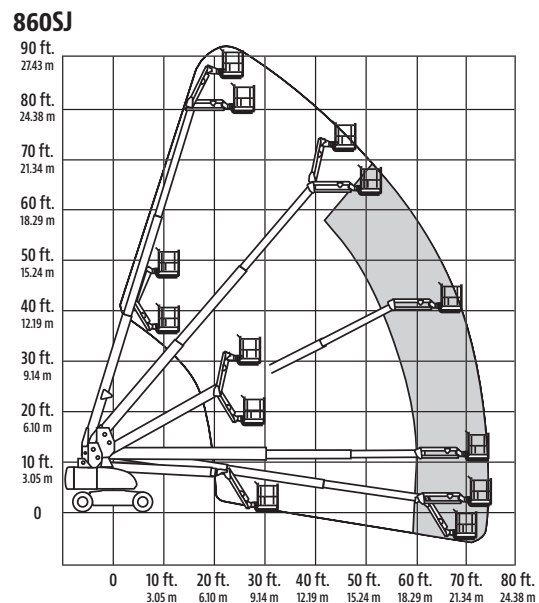
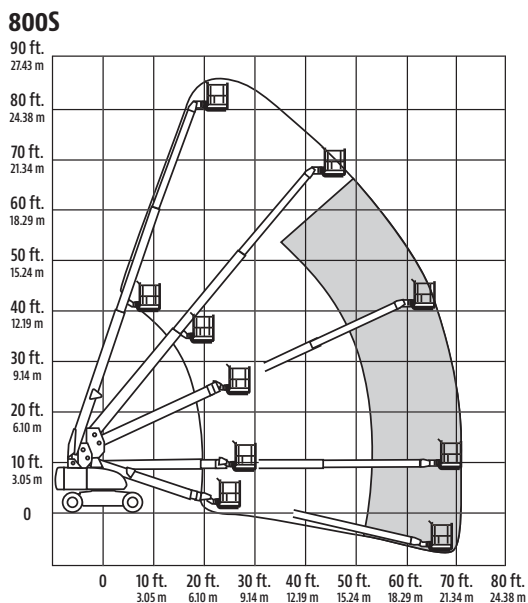


Dimensions

All dimensions are approximate.



Reach Diagrams



The JLG "1 & 5" Warranty

We provide coverage for one (1) full year, and cover all specified major structural components for five (5) years. Due to continuous product improvements, we reserve the right to make specification and/or equipment changes without prior notification. This machine meets or exceeds applicable ANSI and CSA requirements based on machine configuration as originally manufactured for intended applications. Please reference the serial number plate on the machine for additional information.

Part No.: 3131024
R041816
Printed in USA



JLG Industries, Inc.

1 JLG Drive
McConnellsburg, PA 17233-9533
Telephone 717-485-5161
Toll-free in US 877-JLG-LIFT
Fax 717-485-6417

www.jlg.com

An Oshkosh Corporation Company